

Effect of a light sterile neutrino at NO ν A and DUNE

Shivani Gupta,^{*} Zachary M. Matthews,[†] Pankaj Sharma,[‡] and Anthony G. Williams[§]
*Center of Excellence for Particle Physics at the Terascale (CoEPP), University of Adelaide,
 Adelaide, South Australia 5005, Australia*



(Received 10 April 2018; published 29 August 2018)

Now that the NO ν A experiment has been running for a few years and has released some preliminary data, some constraints for the oscillation parameters can be inferred. The best fits for NO ν A include three degenerate results; the reason they are indistinct is that they produce almost degenerate probability curves. It has been postulated that these degeneracies can be resolved by running antineutrinos at NO ν A and/or combining its data with T2K. However, this degeneracy resolution power can be compromised if sterile neutrinos are present due to additional degrees of freedom that can significantly alter the oscillation probability for any of these best fits. We aim to investigate this degradation in predictive power and the effect of the DUNE experiment on it. In light of the 2018 NO ν A data, we also consider the same fits but with $\theta_{23} = 45^\circ$ to see if the sensitivity results are different.

DOI: [10.1103/PhysRevD.98.035042](https://doi.org/10.1103/PhysRevD.98.035042)

I. INTRODUCTION

The existence of neutrino oscillation implies that the mass eigenstates (ν_1, ν_2, ν_3) and flavor eigenstates (ν_e, ν_μ, ν_τ) of neutrinos do not have one-to-one correspondence; instead, each mass eigenstate has a different mix of each flavor eigenstate defined by some mixing matrix (named the PMNS matrix after Pontecorvo, Maki, Nakagawa, and Sakata). Solar, atmospheric, and reactor experiments have put limits on oscillation parameters (primarily $\theta_{12}, \theta_{13}, \theta_{23}$, and Δm_{21}^2) but are unable to fully resolve the parameter space. Long baseline (LBL) experiments are required to determine some of the more elusive parameters including the mass hierarchy and the CP phase δ_{13} , but unfortunately this is where several degeneracies arise.

Degeneracies are a big part of neutrino analyses due to probability expressions that contain many trigonometric terms which can, for several input parameters, output the same answer. We focus our attention the mass hierarchy- δ_{13} (MH- δ_{13}) and octant- δ_{13} degeneracies. When taken all together, these degeneracies imply that for certain combinations of θ_{23} , Δm_{31}^2 , and δ_{13} we will have multiple sets of parameters that give the same oscillation probability, and

thus an experiment may not be able to tell these situations apart. The true and test parameters we investigate therefore can be roughly divided into upper and lower ranges, i.e., normal hierarchy (NH)/inverted hierarchy (IH), lower octant (LO)/higher octant (HO), with the midpoint between these ranges corresponding to maximal mixing (MM). These ranges are defined by

$$\text{NH} \Rightarrow |\Delta m_{31}^2| > 0, \quad (1)$$

$$\text{IH} \Rightarrow |\Delta m_{31}^2| < 0, \quad (2)$$

$$\text{LO} \Rightarrow \theta_{23} < 45^\circ, \quad (3)$$

$$\text{HO} \Rightarrow \theta_{23} > 45^\circ, \quad (4)$$

$$\text{MM} \Rightarrow \theta_{23} = 45^\circ. \quad (5)$$

Similarly, when discussing test ranges, we also use the shorthand wrong octant (WO)/right octant (RO), WH/RH (wrong hierarchy (WH)/right hierarchy (RH), and wrong δ_{13} /right δ_{13} ($W\delta_{13}/R\delta_{13}$) to describe the test solutions surrounding the correct or incorrect regions in the parameter space.

In addition to the aforementioned parameter uncertainties, several short baseline experiments have reported results inconsistent with the three-flavor oscillation paradigm; for an overview of the anomalies, we refer to Ref. [1]. A possible explanation is that oscillation is still the culprit and that this implies there is a third independent mass-squared difference which we label Δm_{41}^2 . The caveat, though, is that this additional mass splitting must be much larger than the other two (roughly 1 eV) to get such a

^{*}shivani.gupta@adelaide.edu.au

[†]zachary.matthews@adelaide.edu.au

[‡]pankaj.sharma@adelaide.edu.au

[§]anthony.williams@adelaide.edu.au

Published by the American Physical Society under the terms of the Creative Commons Attribution 4.0 International license. Further distribution of this work must maintain attribution to the author(s) and the published article's title, journal citation, and DOI. Funded by SCOAP³.

TABLE I. The three HO/LO and three MM true solutions considered in this analysis.

Solution	δ_{13}	Octant	Hierarchy
A	-90°	LO	NH
B	135°	HO	NH
C	-90°	HO	IH
A'	-90°	MM	NH
B'	135°	MM	NH
C'	-90°	MM	IH

significant effect over such short distances. Additionally, this implies a fourth mass eigenstate (ν_4) and hence, due to unitarity, a new flavor eigenstate (ν_s) which we assume must be “sterile” to not interfere with astrophysical and particle physics constraints on the sum of active neutrino masses. Once we have this new splitting, we discover that in turn we must introduce new oscillation parameters: θ_{14} , θ_{24} , θ_{34} , δ_{14} , δ_{34} , and Δm_{41}^2 .¹

For an overview of the phenomenology and experimental constraints on a fourth neutrino, we refer to Refs. [1–16]. Similarly, for LBL analyses featuring sterile neutrinos, see Refs. [17–27]. For a more thorough analysis of θ_{23} and δ_{13} in the 3ν case for DUNE, see Ref. [28].

For true values, we use the three best fits from the NO ν A Collaboration 2017 results [29], which are good examples of degenerate results, as well as the same results but for the MM case. Note that the significance of some of these results has dropped in the latest 2018 release [30], but all are still allowed at around 2σ . These solutions are outlined in Table I with the rest of the oscillation parameters identical between each case. We aim to expand on the analyses of Refs. [31,32] to analyse all three true solutions in the case where a sterile neutrino is introduced. We also produce plots with $\theta_{23} = 45^\circ$ (which was previously ruled out by NO ν A but is now allowed [30]) in each case to examine how the degeneracies and allowed regions change.

We will refer to these three solutions using the shorthand from Table I. It is important to analyze these results because they are examples of solutions degenerate in probability and thus must be resolved by detector effects or combined analyses. We also analyze hypotheses with $\theta_{23} = 45^\circ$ because these “maximal-mixing” solutions are allowed by MINOS, T2K, and recently NO ν A at 90% C.L. [33,34]. However, we do not fully explore the maximal-mixing parameter space because it is beyond the scope of this analysis and in general should have fewer issues with degeneracies.

The main part of our analysis is introducing the sterile parameters and then changing the new sterile phase δ_{14} to

¹Note that the choice of which splitting to treat as independent and which CP phases to use is up to the physicist. For example, some papers parametrize with δ_{24} instead of δ_{14} .

 TABLE II. 3ν and 4ν true and test parameter values and marginalization ranges. Parameters with N/A are not marginalized over.

3ν parameters	True value	Test value range
$\sin^2 \theta_{12}$	0.304	N/A
$\sin^2 2\theta_{13}$	0.085	N/A
θ_{23}^{LO}	40°	$(35^\circ, 55^\circ)$
θ_{23}^{HO}	50°	$(35^\circ, 55^\circ)$
θ_{23}^{MM}	45°	$(35^\circ, 55^\circ)$
δ_{13}	$-90^\circ, 135^\circ$	$(-180^\circ, 180^\circ)$
Δm_{21}^2	$7.5 \times 10^{-5} \text{ eV}^2$	N/A
Δm_{31}^2 (NH)	$2.475 \times 10^{-3} \text{ eV}^2$	$(2.300, 2.500) \times 10^{-3}$
Δm_{31}^2 (IH)	$-2.400 \times 10^{-3} \text{ eV}^2$	$(-2.425, -2.225) \times 10^{-3}$
4ν parameters		
$\sin^2 \theta_{14}$	0.025	N/A
$\sin^2 \theta_{24}$	0.025	N/A
θ_{34}	0°	N/A
δ_{14}	$-90^\circ, 90^\circ$	$(-180^\circ, 180^\circ)$
δ_{34}	0°	N/A
Δm_{41}^2	1 eV^2	N/A

be several values and investigating its effect on the octant and mass hierarchy sensitivity, specifically their degeneracies. The standard three neutrino (3ν) and the extended $3 + 1$ parameters with the two representative values for θ_{23} are in Table II.

II. OSCILLATION THEORY

Extending to 4ν requires modification to the standard neutrino oscillation equations; it is important to pay attention to the parametrization chosen, because comparing mixing angles and CP phases between different choices is nontrivial. We utilize the same parametrization as in Ref. [32], defined as

$$U_{\text{PMNS}}^{3\nu} = U(\theta_{23}, 0)U(\theta_{13}, \delta_{CP})U(\theta_{12}, 0). \quad (6)$$

where $U(\theta_{ij}, \delta_{ij})$ is a 2×2 mixing matrix,

$$U^{2 \times 2}(\theta_{ij}, \delta_{ij}) = \begin{pmatrix} c_{ij} & s_{ij}e^{i\delta_{ij}} \\ -s_{ij}e^{i\delta_{ij}} & c_{ij} \end{pmatrix}, \quad (7)$$

in the i, j sub-block of an $n \times n$ identity array with trigonometric terms abbreviated with the notation

$$s_{ij} = \sin \theta_{ij}, \quad (8)$$

$$c_{ij} = \cos \theta_{ij}. \quad (9)$$

The four-flavor parametrization is then

$$U_{\text{PMNS}}^{4\nu} = U(\theta_{34}, \delta_{34})U(\theta_{24}, 0)U(\theta_{14}, \delta_{14})U_{\text{PMNS}}^{3\nu} \quad (10)$$

with new mixing angles θ_{14} , θ_{24} , and θ_{34} and phases δ_{14} and δ_{34} . The fourth independent is chosen to be Δm_{41}^2 for consistency.

The probability expression is simplified with approximations as detailed in [19,32]. Note that the Δm_{41}^2 terms are averaged over to represent the limited detector resolution, removing explicit dependence, leaving:

$$P_{\mu e}^{4\nu} = (1 - s_{14}^2 - s_{24}^2)[4s_{23}^2 s_{13}^2 \sin^2 \Delta_{31} + 8s_{13}s_{12}c_{12}s_{23}c_{23} \sin \Delta_{21} \sin \Delta_{31} \cos(\Delta_{31} + \delta_{13}) + 4s_{14}s_{24}s_{13}s_{23} \sin \Delta_{31} \sin(\Delta_{31} + \delta_{13} - \delta_{14})]. \quad (11)$$

where:

$$\Delta_{ij} = \frac{\Delta m_{ij}^2 L}{4E}. \quad (12)$$

The Δ_{31} , δ_{13} , and δ_{14} dependent terms can lead to the MH-CP degeneracies, due to the unconstrained² CP phases (δ_{13} and δ_{14}) and the sign of Δ_{31} . Note also that the antineutrino probability can be obtained by performing the replacements $\delta_{13} \rightarrow -\delta_{13}$ and $\delta_{14} \rightarrow -\delta_{14}$.

III. EXPERIMENT SPECIFICATION

We run our simulation for the currently running NO ν A experiment [35,36] (with the modified experimental setup taken from Ref. [37]) as well as the future experiment DUNE [38,39]. To simulate these experiments, we use the GLOBES package along with auxiliary files to facilitate sterile neutrino simulation [40–43].

NO ν A is a United States–based experiment with a baseline of 812 km. It runs from Fermilab’s NuMI complex in Illinois to a far detector in Ash River, Minnesota. We assume that NO ν A will run for a total of three years in neutrino mode and three years in antineutrino mode ($3 + \bar{3}$).

If these degeneracies can be solved at all with the current experiments T2K [34] and NO ν A [29], then they may give the first hints of the values of δ_{13} , θ_{23} , and the sign of Δm_{31}^2 at some significant confidence level.

The addition of sterile neutrinos to the oscillation model can greatly lower sensitivity to degeneracies for NO ν A and T2K [23], and DUNE is already predicted to have very good degeneracy resolution [44,45] for 3ν , so it is important to see how much it is affected by the sterile neutrino. In addition, to see how the sensitivity scales for run time, we simulate DUNE for $2 + \bar{2}$ and $5 + \bar{5}$.

It is predicted that DUNE, along with other proposed next-generation long-baseline experiments such as Tokai to

Hyper-Kamiokande [46] and/or Tokai to Hyper-Kamiokande and Korea [47] will be very sensitive to sterile induced CP phases [48,49]. As such, they will contribute much further to oscillation physics once the current degeneracies and issues are resolved, especially if sterile neutrinos are present.

IV. IDENTIFYING DEGENERACIES IN THE 3+1 CASE

A. Degeneracies at the probability level

After taking the standard best fits for oscillation parameters from sources such as global fits and oscillation experiments [50–52] and choosing sterile parameters consistent with Refs. [12,15,53,54], we then set θ_{34} and δ_{34} to zero because they are not present in the vacuum equation for $P_{\mu e}$, Eq. (11), and we are under the assumption that matter interactions will not add any significant dependence to these terms. Finally, we smooth our curves with a moving box-windowed average to represent the small oscillations that will be present but cannot be seen in real data, as mentioned in Sec. II.

When we plot the probability plots for our three true values into the 4ν sector and vary δ_{14} from -90° to $+90^\circ$, our lines will become bands. This may cause additional overlap where there was none before, thus introducing or reintroducing specific degenerate solutions. This is the primary feature we are interested in as it will determine the sensitivity degradation that would be present in the $3 + 1$ case.

For the plots where they are not axis variables, we marginalize $|\Delta m_{31}^2|$, $\delta_{13}^{\text{test}}$, and $\delta_{14}^{\text{test}}$ to minimize χ^2 in the fit. All of the marginalization ranges are summarized in Table II.

It can be seen from Fig. 2 that the curve separation for antineutrinos relative to the neutrino case seen in HO/LO is lessened for MM. This implies that it will be less important to run antineutrinos to distinguish these three values. This is due to the octant- δ_{13} degeneracy vanishing as θ_{23} approaches 45° . The MH degeneracy for results B’ and C’ is still significant in all cases as with B and C.

I. NO ν A

It can be seen that for the unprimed 3ν case (Fig. 1) all three probability curves for NO ν A running neutrinos are almost entirely degenerate, though in the antineutrino case, only the B and C solutions are degenerate. In the primed case (Fig. 2), the B’ and C’ solutions are distinct from the A’ solution for neutrinos and antineutrinos. Extending to 4ν shows bands that are also almost totally overlapping for neutrinos, while for antineutrinos, 4ν , the bands get closer together again, but solution A is still mostly separate (Fig. 3). For the primed solutions, the A’ band is still mostly distinct but now has significant overlap in both neutrinos and antineutrinos (Fig. 4).

²The entire range of δ_{13} is allowed at 2σ for NH, while in IH, most of the range is allowed at 3σ , though the approximate 1/4 plane centred on $\delta_{13} = 90^\circ$ is excluded.

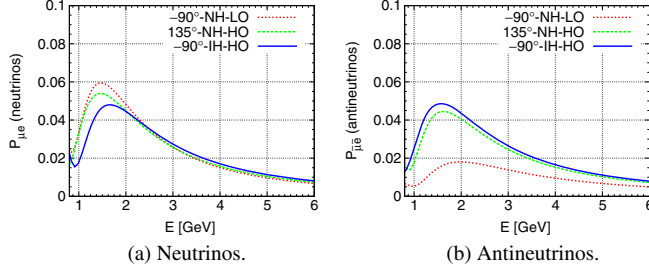


FIG. 1. Three-flavor probability plots with all three true value lines overlaid for NO ν A showing the largely degenerate curves except in the antineutrino case where the LO curve is distinct.

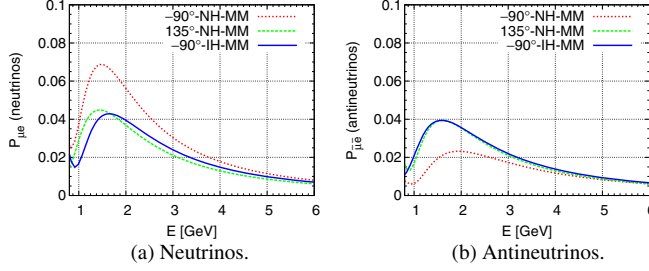


FIG. 2. Same as Fig. 1 but for $\theta_{23} = 45^\circ$.

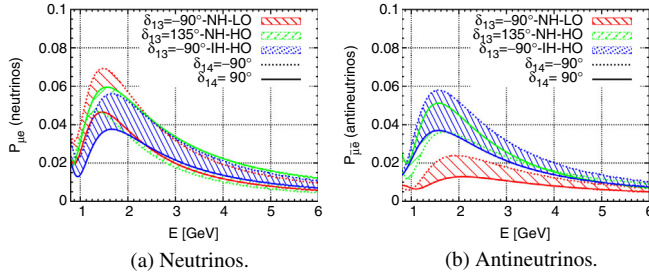


FIG. 3. Four-flavor probability plots with all three true value bands overlaid for NO ν A. The comparison between the neutrino and antineutrino cases is similar to the 3ν case, but the LO and HO curves in the antineutrino case do get closer.

2. DUNE

In contrast with the NO ν A plot, the 3ν DUNE plots (Fig. 5) show only the A and B neutrino curves overlapping and no overlap for the antineutrino case, as shown in Ref. [31]. This points to much better degeneracy resolution than NO ν A, especially while running antineutrinos. The primed MM case curves (Fig. 6) are widely spaced and have no overlap for DUNE in the 2–3 GeV range. So, if MM is the true case, DUNE should have better resolution power when running neutrinos and slightly worse power when running antineutrinos. Thus, the MM case does not have a disparity in neutrino/antineutrino degeneracy resolution power unlike the octant cases. The 4ν plots (Fig. 7) do show overlap, specifically A, B, and some C for neutrinos and B and C for antineutrinos. Thus, it is possible

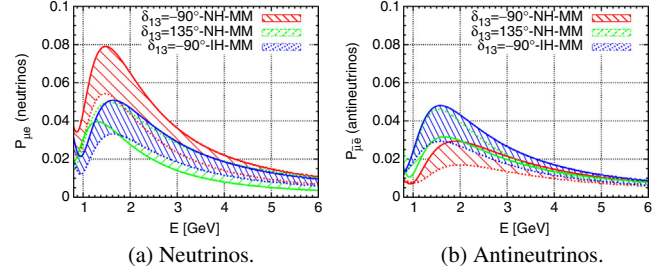


FIG. 4. Same as Fig. 3 but for $\theta_{23} = 45^\circ$.

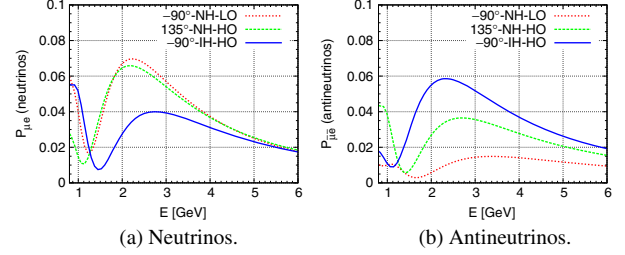


FIG. 5. Three-flavor probability plots with all three true value lines overlaid for DUNE, highlighting the larger separation of curves for the longer baseline detector.

that some degeneracies can be reintroduced by extending our parameter space, even with the DUNE detector. Comparing these plots with the NO ν A ones shows that solution A is still the favored solution for degeneracy resolution. The probability plots do not tell the whole story, however, as they do not reflect the statistics of the detector; therefore, we must do more analysis to get an idea of at

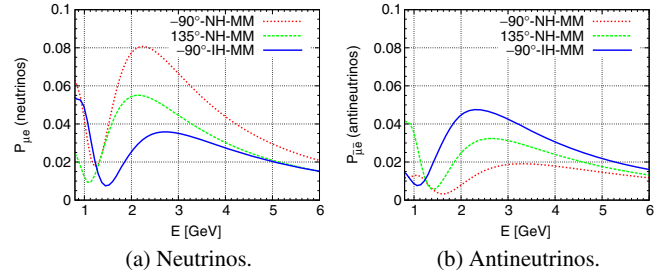


FIG. 6. Same as Fig. 5 but for $\theta_{23} = 45^\circ$.

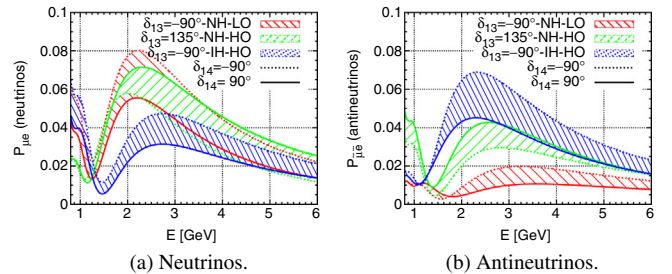
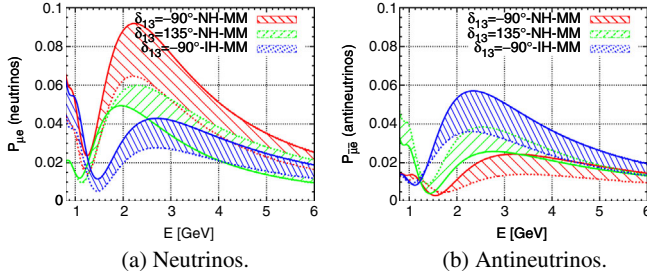


FIG. 7. Same as Fig. 3 but for DUNE showing the minimal overlap introduced by the sterile CP phase δ_{14} .

FIG. 8. Same as Fig. 7 but for $\theta_{23} = 45^\circ$.

what significance degeneracies arise. Similarly, in the 4ν primed case (Fig. 8), the neutrino overlap improves slightly, while the antineutrino overlap gets slightly worse.

B. Degeneracies at the detector level

We now analyze our test hypotheses using several χ^2 -type analyses to see for which values we can resolve the MH degeneracy, see what regions are allowed at 90% C.L., and also look at the CP sensitivity for a variety of true values. This is necessary because we need to account for statistical effects and combined neutrino/antineutrino runs. Note that because θ_{34} and δ_{34} do not come into the vacuum expression for $P_{\mu e}$ we set them to zero and do not marginalize. However, for neutrinos propagating in matter, these extra mixing parameters will contribute from terms introduced by matter effects. Despite this, these contributions are small at NO ν A and DUNE and as such can be ignored when performing phenomenological analyses.

When performing the χ^2 analysis, we take the true parameters to be A, B, or C (then A', B', and C') and the test parameters to be as specified in Table II including marginalization ranges for the free parameters.

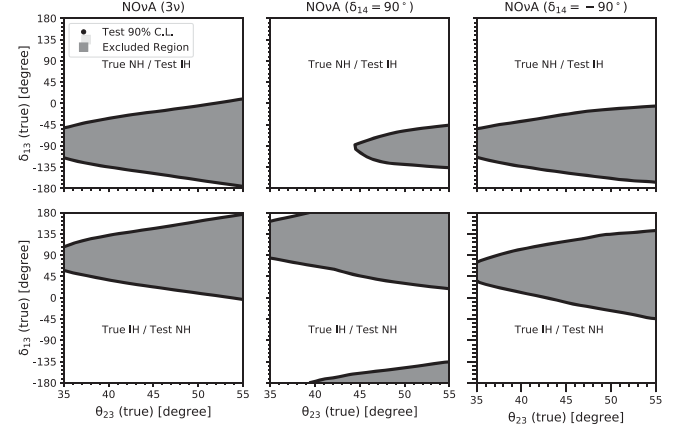
Our test statistic comes from GLOBES and is defined as

$$\chi^2 = \sum_i \frac{(N_i^{\text{true}} - N_i^{\text{test}})^2}{N_i^{\text{true}}}, \quad (13)$$

where N_i^{true} is the distribution for whatever the current true value is and N_i^{test} is the distribution for the test values that are varied over. This is calculated automatically by functions in by the GLOBES program with marginalization performed manually.

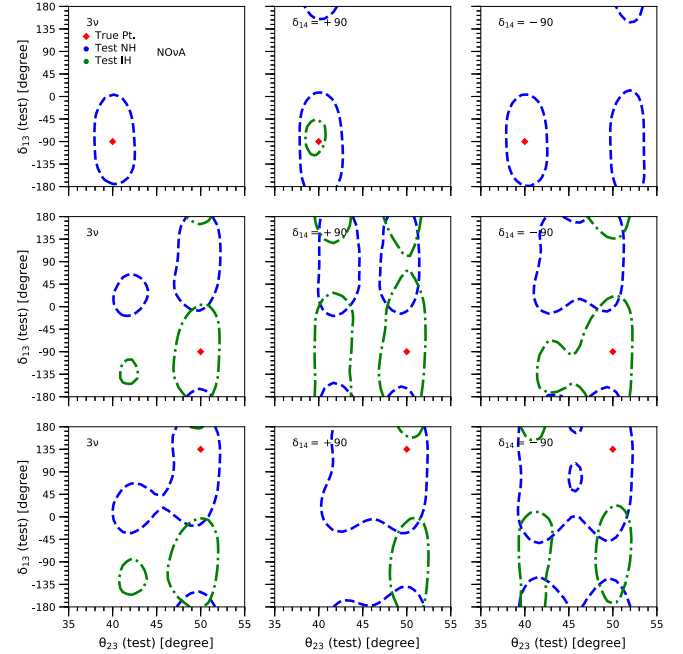
I. NO ν A

Exclusion plots.—To investigate the explicit range of true values for which the MH can be resolved, we can create a new plot, known as a hierarchy exclusion plot, by varying the true oscillation parameters, flipping the hierarchy in the test hypothesis, and marginalizing over every other variable. When we examine the exclusion plots for NO ν A (Fig. 9), we can see that the excluded region for true NH (true IH) includes the $\delta_{13} = +90^\circ$ ($\delta_{13} = -90^\circ$) favored region; this should be expected because for the favored

FIG. 9. MH exclusion plots for NO ν A ($3 + \bar{3}$).

parameters it is predicted that in the 3ν case NO ν A alone can resolve the mass hierarchy. Extending into 4ν changes these regions somewhat; e.g., for true NH, $\delta_{14} = 90^\circ$, the exclusion zone retreats toward the HO side of our plot, indicating that the MH degeneracy can only be solved for true values roughly in the ranges $\theta_{23} > 45^\circ$ and $\delta_{13} \in (-45^\circ, -135^\circ)$. The change in the corresponding true IH plot with $\delta_{14} = 90^\circ$ is much less extreme, still allowing MH resolution for some LO true values. On the other hand, for $\delta_{14} = -90^\circ$, both NH and IH are mostly similar to the 3ν case, and as such, the favored half-planes are mostly excluded.

Allowed region plots.—From Fig. 10, it can be seen that in the 3ν case the plot for A shows one allowed region

FIG. 10. Allowed region plots in the test $\theta_{23} - \delta_{13}$ plane for three different true values of δ_{13} , θ_{23} , MH for 3ν (first column) as well as $\delta_{14} \pm 90^\circ$ in 4ν (second and third columns) all for NO ν A.

surrounding the true value, while the B and C plots have WO-WH- $W\delta_{13}$, RO-WH- $W\delta_{13}$ and WO-RH- $R\delta_{13}$ regions as well as the correct solution. For the 4ν cases, in general, the regions are broadly the same, though for $\delta_{14} = +90^\circ$, true value A gains a WH region, while for $\delta_{14} = -90^\circ$, it gains a WO region. More significantly, for true values B and C, the regions mostly get larger (though the WO-WH- $W\delta_{13}$ solution for C vanishes). Overall, Fig. 10 shows that solution A can be resolved more easily than the other cases, by relating the probability plots to the allowed regions; the particularly large separation of the curves for antineutrinos contributes strongly to this.

Similarly in Fig. 11, the A' case is still the one with the least degeneracy having only a small WH solution when $\delta_{14} = +90^\circ$. In the other MM cases, the MH degeneracy exists with regions almost reflected about $\delta_{13} = 0^\circ$. For most of these cases, the LO and HO solutions we tested ($\theta_{23} = 40^\circ, 50^\circ$) are just outside the 90% C.L. regions, though $\theta_{23} \approx 42.5^\circ, 49^\circ$ are included in all regions, implying that some HO/LO solutions with less extreme values cannot be ruled out by $\text{NO}\nu A$ in the MM case.

2. DUNE

Exclusion plots.—Evaluating the exclusion plots for the reduced or partial run of DUNE $2 + \bar{2}$ (Fig. 12) and comparing to $\text{NO}\nu A$ shows that the excluded region expands to include much of the unfavored half-plane. On the $\theta_{23} < 45^\circ$ side of the plot, there is a reasonable area still allowed, implying that true LO is unfavored for degeneracy resolution, even at DUNE. In the $\delta_{14} = -90^\circ$ cases, there is still a small spread at $\theta_{23} = 45^\circ, \delta_{13} \approx \pm 90^\circ$

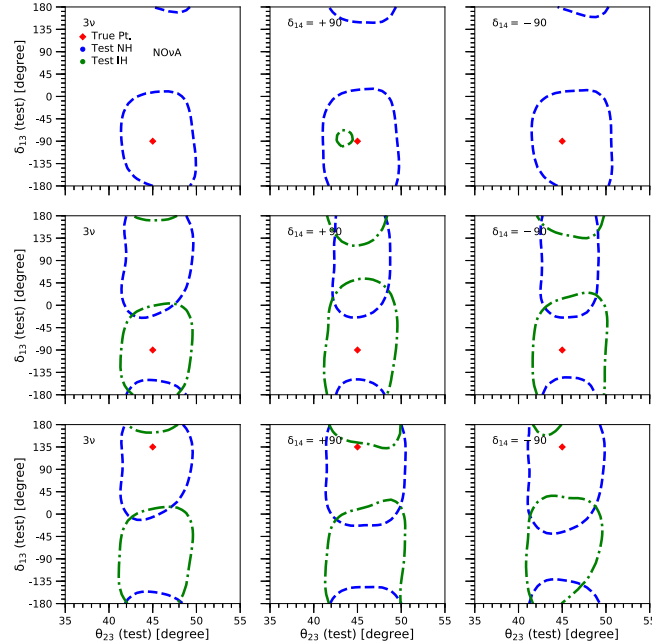


FIG. 11. Same as Fig. 10 but for $\theta_{23} = 45^\circ$.

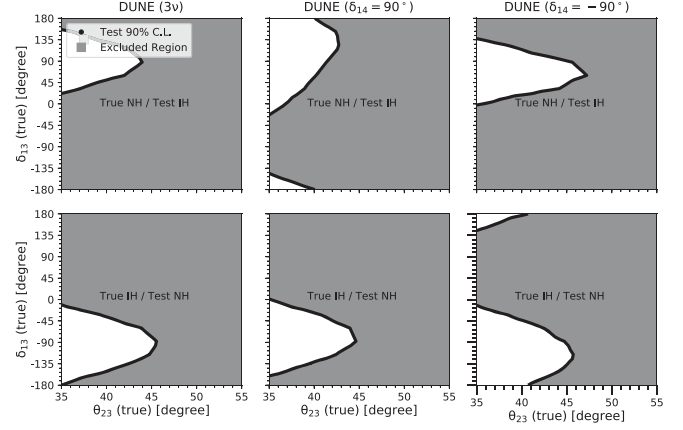


FIG. 12. MH exclusion plots for DUNE ($2 + \bar{2}$).

for true MH=NH/IH, in which MH degenerate solutions will still exist.

Extending DUNE's run to $5 + \bar{5}$ further increases the parameter space for which the wrong mass hierarchy can be excluded (Fig. 13), and only small areas in the unfavored half-planes remain for $\theta_{23} < 40^\circ$, which is roughly 2σ to 3σ outside of $\text{NO}\nu A$'s current fits depending on the value of $|\Delta m_{31}^2|$. Because these nonexcluded values are only valid for θ_{23} well below current LO estimates, this reinforces the prediction that after its full run DUNE will be capable of resolving the MH degeneracy independently of other experiments, regardless of θ_{23} , even in the case of small sterile mixing.

Allowed region plots.—Evaluating the allowed regions for DUNE $2 + \bar{2}$ shows an almost complete disappearance of WH solutions. Many of the WO solutions are gone, too, for example the 3ν IH scenario in Fig. 14. Despite the sensitivity improvements over $\text{NO}\nu A$, some cases still have particularly bad degeneracies, e.g., true value B has a WO solution that almost spans δ_{13} 's entire range.

For the MM case with only $2 + \bar{2}$ running (Fig. 15), the MH degenerate regions present for $\text{NO}\nu A$ vanish for most

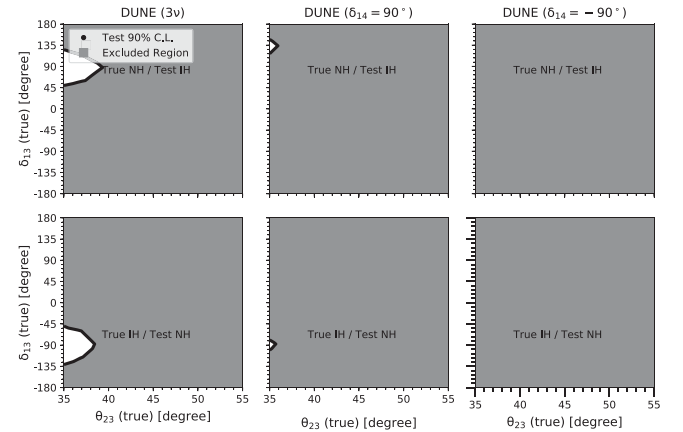
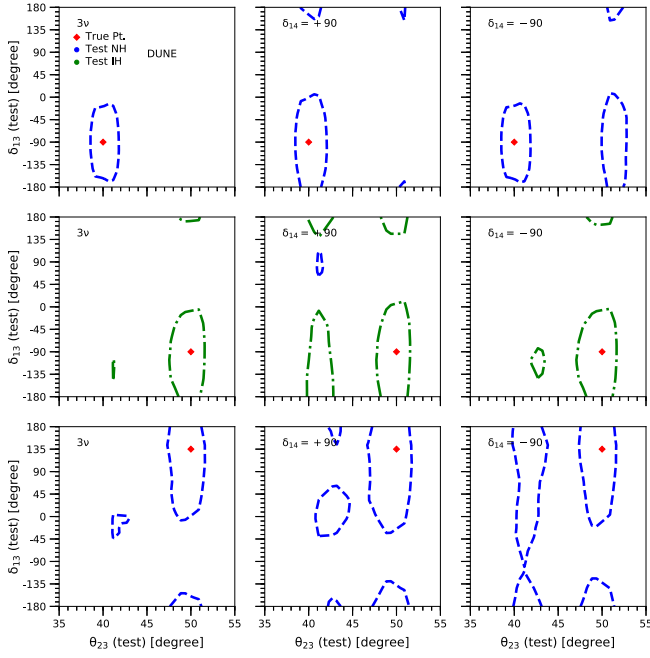
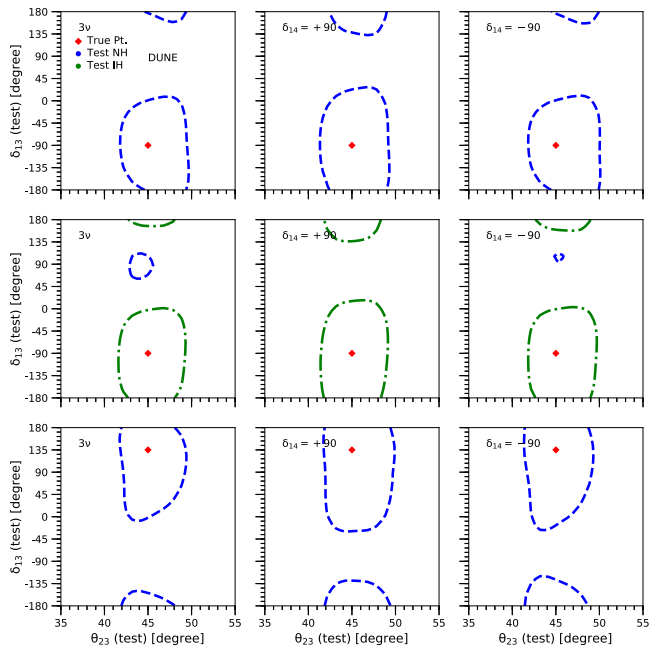
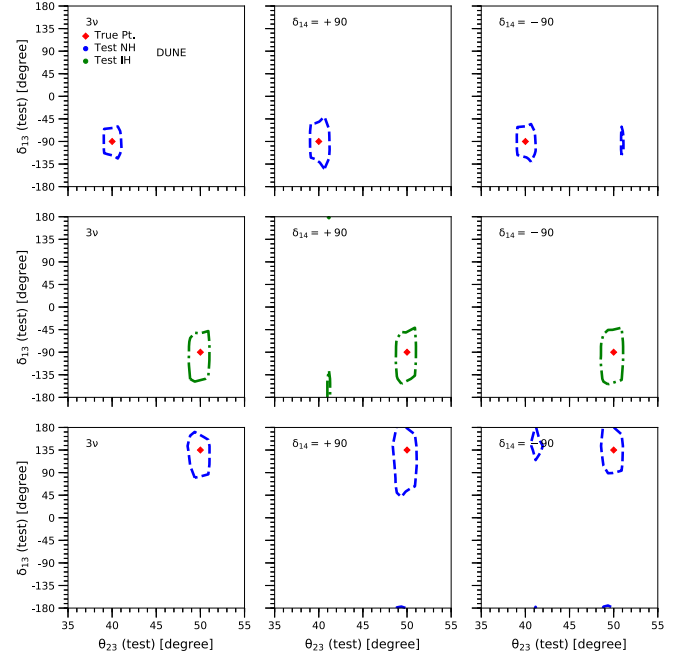


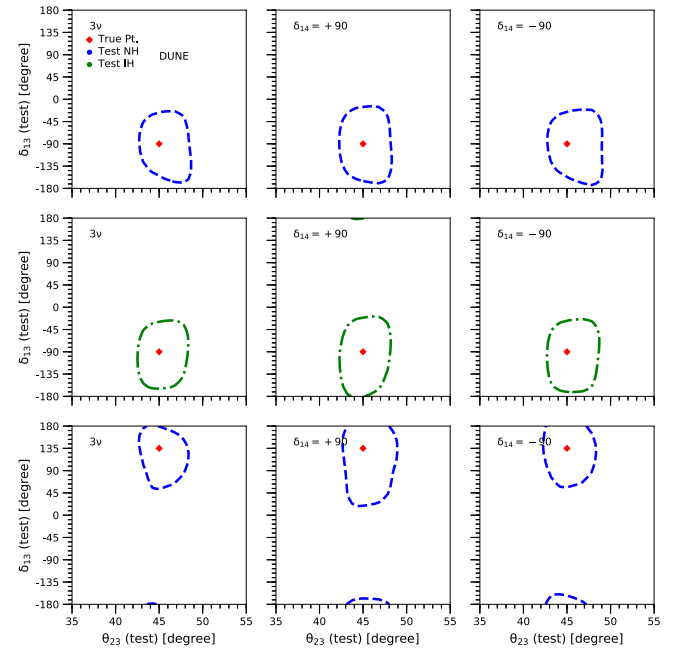
FIG. 13. MH exclusion plots for DUNE ($5 + \bar{5}$).

FIG. 14. The same as Fig. 10 but for DUNE ($2 + \bar{2}$).

cases and only remain for B' 3ν and $\delta_{14} = -90^\circ$ as small regions. The size of the regions does not change much compared to NO ν A, so the allowed θ_{23} range is roughly the same though the allowed regions to avoid $\theta_{23} = 40^\circ, 50^\circ$ in more of the cases. Overall, for DUNE ($2 + \bar{2}$), the trade-off is between octant true values with degenerate solutions or maximal-mixing true values with more uncertainty in the exact value of θ_{23} .

FIG. 15. Same as Fig. 14 but for $\theta_{23} = 45^\circ$.FIG. 16. The same as Fig. 10 but for DUNE ($5 + \bar{5}$).

From Fig. 16, it can be seen that, despite the additional probability overlap induced by the sterile parameters, for DUNE $5 + \bar{5}$ the degeneracies are practically resolved at 90% C.L. aside from small wrong octant regions for values A and C with $\delta_{14} = -90^\circ$ and for B with $\delta_{14} = +90^\circ$. This is due to the fact that hierarchy resolution ability is related to the baseline of the experiment and, as seen in Fig. 7(b) at 2.5 GeV neutrino energy, DUNE has no overlap for our

FIG. 17. Same as Fig. 16 but for $\theta_{23} = 45^\circ$.

three parameter bands when running antineutrinos; this allows excellent degeneracy resolution.

In the MM case (Fig. 17), the allowed regions for DUNE get larger but have no MH degenerate regions. In all cases, the HO/LO solutions are outside the 90% C.L. regions, implying good rejection of HO/LO solutions and a good contribution to the precision measurement of θ_{23} .

V. CONCLUSION

We extend the analysis from Ref. [32] in light of the discussions from Ref. [31] regarding the results in Ref. [29]. We include a light sterile neutrino specified as such to rectify the short baseline oscillation anomalies. From our analysis, we see that the degenerate solutions are predicted to be worse at probability level for the 4ν case due to the additional free parameter space. We find that for certain values of δ_{14} the sensitivity of $\text{NO}\nu\text{A}$ to the octant degeneracy and (to a much lesser extent) hierarchy degeneracy may be reduced. We also predict that DUNE $2 + \bar{2}$ can solve the MH degeneracy at 90% C.L. while some octant ambiguity still exists. However, extending to the full DUNE $5 + \bar{5}$ run removes almost all ambiguity at 90% C.L. in all cases regardless of δ_{14} . So, it can be seen that for any of these true values with the sterile hypothesis being correct or not DUNE can resolve these degeneracies at 90% C.L. while $\text{NO}\nu\text{A}$ alone loses some potential for degeneracy resolution in the sterile case.

We also find that if the θ_{23} value chosen by nature is 45° then the need for combined neutrino/antineutrino analysis to distinguish certain results is diminished. This leads to increased MH resolution power but less precision for the exact value of θ_{23} . However, it can be seen that DUNE has similar MH resolution power at 90% C.L. no matter the case. It remains to be seen over the next few years how important DUNE will be in this field, depending on what best fit parameters $\text{NO}\nu\text{A}$ and T2K favor.

ACKNOWLEDGMENTS

S. G., Z. M. M., P. S., and A. G. W. are thankful for the support of the University of Adelaide and the Australian Research Council through the ARC Centre of Excellence for Particle Physics at the Terascale (Grant No. CE110001004).

Note added.—New results from $\text{NO}\nu\text{A}$ have been published recently [30,55,56] and indicate new 1σ parameter ranges,

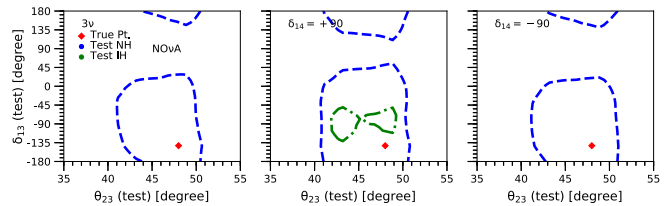


FIG. 18. Allowed regions for the new preliminary best fits for $\text{NO}\nu\text{A}$ ($3 + \bar{3}$) with 4ν extension.

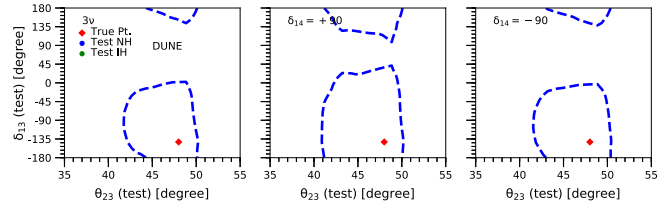


FIG. 19. The same as Fig. 18 but for DUNE ($2 + \bar{2}$).

$$\Delta m_{32}^2 = 2.444_{-0.077}^{+0.079} \times 10^{-3} \text{ eV}^2 \quad (14)$$

$$\sin^2 \theta_{23} = \begin{cases} 0.558_{-0.033}^{+0.041} \text{ (HO)} \\ 0.475_{-0.044}^{+0.036} \text{ (LO)}, \end{cases} \quad (15)$$

with best fits of $\delta_{13} = 1.21\pi \approx -142.2^\circ$, HO, NH. These align somewhat better with previous T2K and MINOS results and no longer explicitly rule out $\theta_{23} = 45^\circ$ at 90% C.L. We will still continue to analyze our three values despite the fact that neither A or B is fully favored and C is disfavored, because we are interested purely in degeneracy resolution. With regard to these new preliminary best fits from $\text{NO}\nu\text{A}$, our sensitivity predictions do not really change; these results still fall into the favored area for mass hierarchy resolution, and as such, the $\text{NO}\nu\text{A}$ only loses MH sensitivity in the specific 4ν case with $\delta_{14} = -90^\circ$ (Fig. 18). The octant region does have more spread for this true value, but the allowed region does not include the wrong octant, instead including the maximal-mixing ($\theta_{23} = 45^\circ$) case. For DUNE ($2 + \bar{2}$), the results are similar (Fig. 19). Therefore, in this case, MM cannot be ruled out at 90% C.L. and may require a combined analysis to differentiate.

- [1] S. Gariazzo, C. Giunti, M. Laveder, Y.F. Li, and E. M. Zavanin, *J. Phys. G* **43**, 033001 (2016).
- [2] M. Dentler, I. Hernández-Cabezudo, J. Kopp, P. A. N. Machado, M. Maltoni, I. Martínez-Soler, and T. Schwetz, *J. High Energy Phys.* **08** (2018) 010.
- [3] A. A. Aguilar-Arevalo *et al.* (MiniBooNE Collaboration), [arXiv:1805.12028](https://arxiv.org/abs/1805.12028).
- [4] P. Adamson *et al.* (MINOS Collaboration), *Phys. Rev. Lett.* **107**, 011802 (2011).
- [5] K. N. Abazajian *et al.*, [arXiv:1204.5379](https://arxiv.org/abs/1204.5379).
- [6] A. Palazzo, *Mod. Phys. Lett. A* **28**, 1330004 (2013).
- [7] T. Lasserre, Proceedings, 13th International Conference on Topics in Astroparticle and Underground Physics (TAUP 2013): Asilomar, California, September 8-13, 2013, *Phys. Dark Universe* **4**, 81 (2014).
- [8] F. P. An *et al.* (Daya Bay Collaboration), *Phys. Rev. Lett.* **113**, 141802 (2014).
- [9] F. P. An *et al.* (Daya Bay Collaboration), *Phys. Rev. Lett.* **117**, 151802 (2016).
- [10] H. L. H. Wong (Daya Bay Collaboration), Proceedings, 27th International Conference on Neutrino Physics and Astrophysics (Neutrino 2016): London, United Kingdom, July 4-9, 2016, *J. Phys. Conf. Ser.* **888**, 012130 (2017).
- [11] P. A. R. Ade *et al.* (Planck Collaboration), *Astron. Astrophys.* **594**, A13 (2016).
- [12] S. Gariazzo, C. Giunti, M. Laveder, and Y. F. Li, *J. High Energy Phys.* **06** (2017) 135.
- [13] S. Choubey and D. Pramanik, *Phys. Lett. B* **764**, 135 (2017).
- [14] M. G. Aartsen *et al.* (IceCube Collaboration), *Phys. Rev. D* **95**, 112002 (2017).
- [15] J. Kopp, P. A. N. Machado, M. Maltoni, and T. Schwetz, *J. High Energy Phys.* **05** (2013) 050.
- [16] Y. Ko *et al.*, *Phys. Rev. Lett.* **118**, 121802 (2017).
- [17] B. Bhattacharya, A. M. Thalappillil, and C. E. M. Wagner, *Phys. Rev. D* **85**, 073004 (2012).
- [18] D. Hollander and I. Mocioiu, *Phys. Rev. D* **91**, 013002 (2015).
- [19] N. Klop and A. Palazzo, *Phys. Rev. D* **91** (2015).
- [20] J. M. Berryman, A. de Gouvêa, K. J. Kelly, and A. Kobach, *Phys. Rev. D* **92**, 073012 (2015).
- [21] A. Palazzo, *Phys. Lett. B* **757**, 142 (2016).
- [22] R. Gandhi, B. Kayser, M. Masud, and S. Prakash, *J. High Energy Phys.* **11** (2015) 039.
- [23] S. K. Agarwalla, S. S. Chatterjee, A. Dasgupta, and A. Palazzo, *J. High Energy Phys.* **02** (2016) 111.
- [24] S. K. Agarwalla, S. S. Chatterjee, and A. Palazzo, *J. High Energy Phys.* **09** (2016) 016.
- [25] S. K. Agarwalla, S. S. Chatterjee, and A. Palazzo, *Phys. Rev. Lett.* **118**, 031804 (2017).
- [26] D. Dutta, R. Gandhi, B. Kayser, M. Masud, and S. Prakash, *J. High Energy Phys.* **11** (2016) 122.
- [27] K. J. Kelly, *Phys. Rev. D* **95**, 115009 (2017).
- [28] R. Srivastava, C. A. Ternes, M. Tórtola, and J. W. F. Valle, *Phys. Rev. D* **97**, 095025 (2018).
- [29] P. Adamson *et al.*, *Phys. Rev. Lett.* **118**, 231801 (2017).
- [30] M. A. Acero *et al.* (NO ν A Collaboration), [arXiv:1806.00096](https://arxiv.org/abs/1806.00096).
- [31] S. Goswami and N. Nath, [arXiv:1705.01274](https://arxiv.org/abs/1705.01274).
- [32] M. Ghosh, S. Gupta, Z. M. Matthews, P. Sharma, and A. G. Williams, *Phys. Rev. D* **96**, 075018 (2017).
- [33] P. Adamson *et al.* (NO ν A Collaboration), *Phys. Rev. D* **93**, 051104 (2016).
- [34] K. Abe *et al.* (T2K Collaboration), *Phys. Rev. Lett.* **118**, 151801 (2017).
- [35] D. S. Ayres *et al.* (NO ν A Collaboration), [arXiv:hep-ex/0503053](https://arxiv.org/abs/1308.0106).
- [36] M. D. Messier (NO ν A Collaboration), [arXiv:1308.0106](https://arxiv.org/abs/1308.0106).
- [37] S. K. Agarwalla, S. Prakash, S. K. Raut, and S. U. Sankar, *J. High Energy Phys.* **12** (2012) 075.
- [38] R. Acciarri *et al.* (DUNE Collaboration), [arXiv:1601.05471](https://arxiv.org/abs/1601.05471).
- [39] T. Alion *et al.* (DUNE Collaboration), [arXiv:1606.09550](https://arxiv.org/abs/1606.09550).
- [40] P. Huber, M. Lindner, and W. Winter, *Comput. Phys. Commun.* **167**, 195 (2005).
- [41] P. Huber, J. Kopp, M. Lindner, M. Rolinec, and W. Winter, *Comput. Phys. Commun.* **177**, 432 (2007).
- [42] P. Huber, J. Kopp, M. Lindner, M. Rolinec, and W. Winter, *Comput. Phys. Commun.* **177**, 439 (2007).
- [43] P. Huber, M. Lindner, T. Schwetz, and W. Winter, *J. High Energy Phys.* **11** (2009) 044.
- [44] R. Acciarri *et al.* (DUNE Collaboration), [arXiv:1512.06148](https://arxiv.org/abs/1512.06148).
- [45] M. Ghosh, S. Goswami, and S. K. Raut, *Eur. Phys. J. C* **76**, 114 (2016).
- [46] K. Abe *et al.*, [arXiv:1109.3262](https://arxiv.org/abs/1109.3262).
- [47] K. Abe *et al.* (Hyper-Kamiokande proto-Collaboration), *Prog. Theor. Exp. Phys.* **2018**, 063c01 (2018).
- [48] S. Choubey, D. Dutta, and D. Pramanik, *Phys. Rev. D* **96**, 056026 (2017).
- [49] S. Choubey, D. Dutta, and D. Pramanik, *Eur. Phys. J. C* **78**, 339 (2018).
- [50] D. V. Forero, M. Tortola, and J. W. F. Valle, *Phys. Rev. D* **90**, 093006 (2014).
- [51] I. Esteban, M. C. Gonzalez-Garcia, M. Maltoni, I. Martínez-Soler, and T. Schwetz, *J. High Energy Phys.* **01** (2017) 087.
- [52] F. Capozzi, G. L. Fogli, E. Lisi, A. Marrone, D. Montanino, and A. Palazzo, *Phys. Rev. D* **89**, 093018 (2014).
- [53] C. Giunti and M. Laveder, *Phys. Rev. D* **84**, 073008 (2011).
- [54] C. Giunti, M. Laveder, Y. F. Li, and H. W. Long, *Phys. Rev. D* **88**, 073008 (2013).
- [55] A. Radovic, in Fermilab Joint Experimental-Theoretical Physics Seminar, 2018 (Fermilab, Illinois), <http://theory.fnal.gov/events/event/results-from-nova/>.
- [56] A. Himmel (NO ν A Collaboration), in CERN Particle Physics Seminar, 2018 (CERN, Geneva), <https://indico.cern.ch/event/696410/attachments/1586708/2518752/2018-01-30-CERN-Nova-Results.pdf>.